



PEACE HILLS TRUST

**P H I T**


# “Nipissing First Nation 2013 Boundary Claim Trust”

## Q3 Trust Update

QUARTER 3 NEWSLETTER | SEPTEMBER 2024

### IN THIS ISSUE

- TRUST FINANCIAL POSITION AUGUST 31, 2023
- ANNUAL INCOME ESTIMATE
- PERFORMANCE UPDATE Q2
- ASSET MIX





# FINANCIAL POSITION AS AT AUGUST 31, 2024

## ASSETS

Fair market value of investments managed by:

Barrantagh Investment Management	\$ 40,842,307
Dixon Mitchell Investment Management	46,990,975
Fiera Capital Investment Management	8,505,458
Foyston, Gordon, & Payne Investment Management	7,343,068
Nipissing Solar SPN Promissory Note	595,361
Community Development Loan 1	3,586,554
Community Development Loan 2	3,582,914
Community Development Loan 5	359,769
	\$ 111,806,407

## LIABILITIES

Accounts payable	10,430
Peace Hills Trust (PCD/Minors Account)	129,610

<b>NET ASSETS</b>	<b>\$ 111,666,367</b>
-------------------	-----------------------





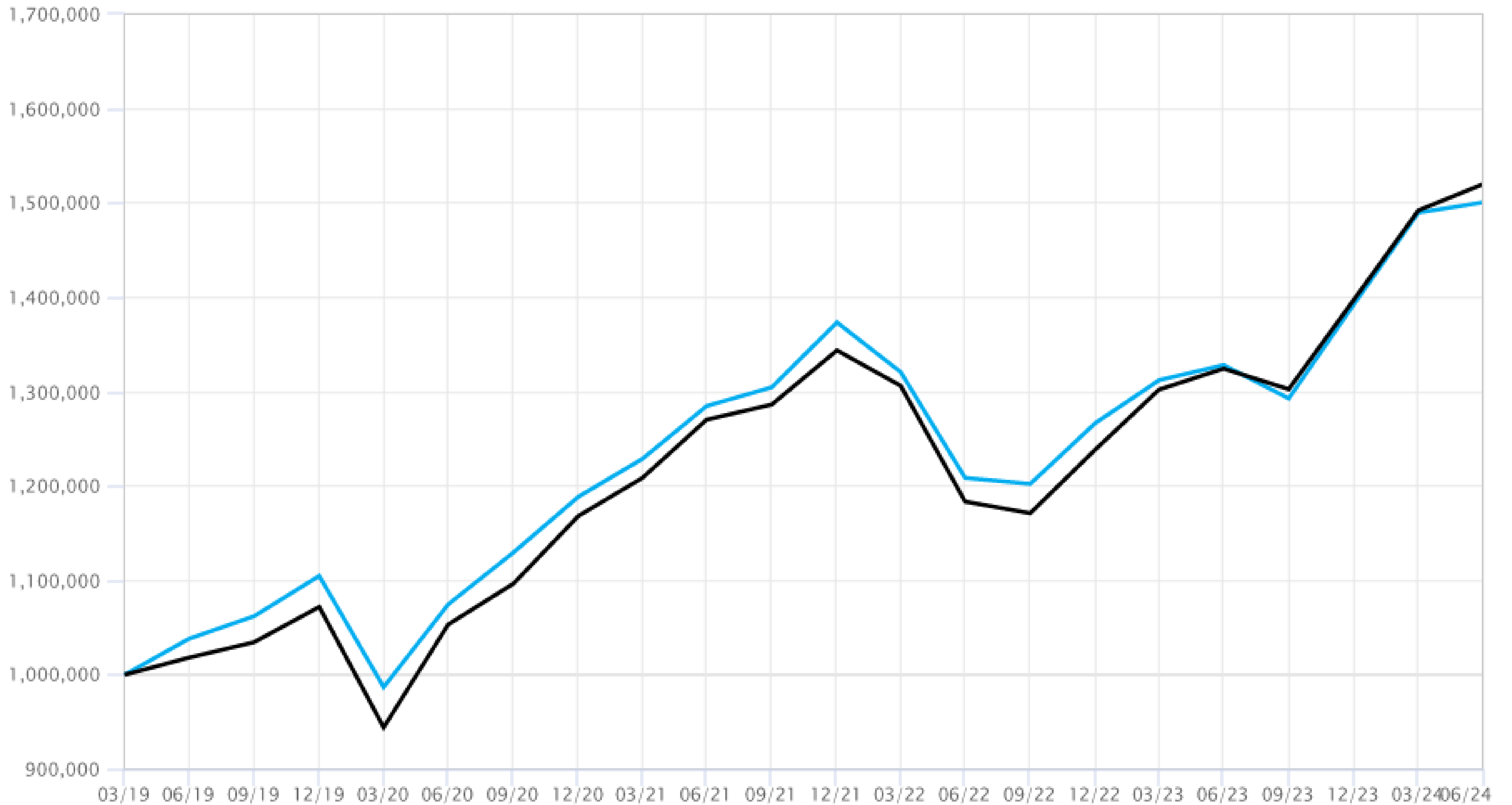
# PERFORMANCE

This Chart shows the growth of 1 million dollars over 5 years for your trust (blue) over the market (black).

## TOTAL PORTFOLIO VS BENCHMARK June 30, 2024

### Nipissing Total Portfolio

Growth of \$1,000,000 (before fees) over 5 yrs and 1 quarter ending June-24



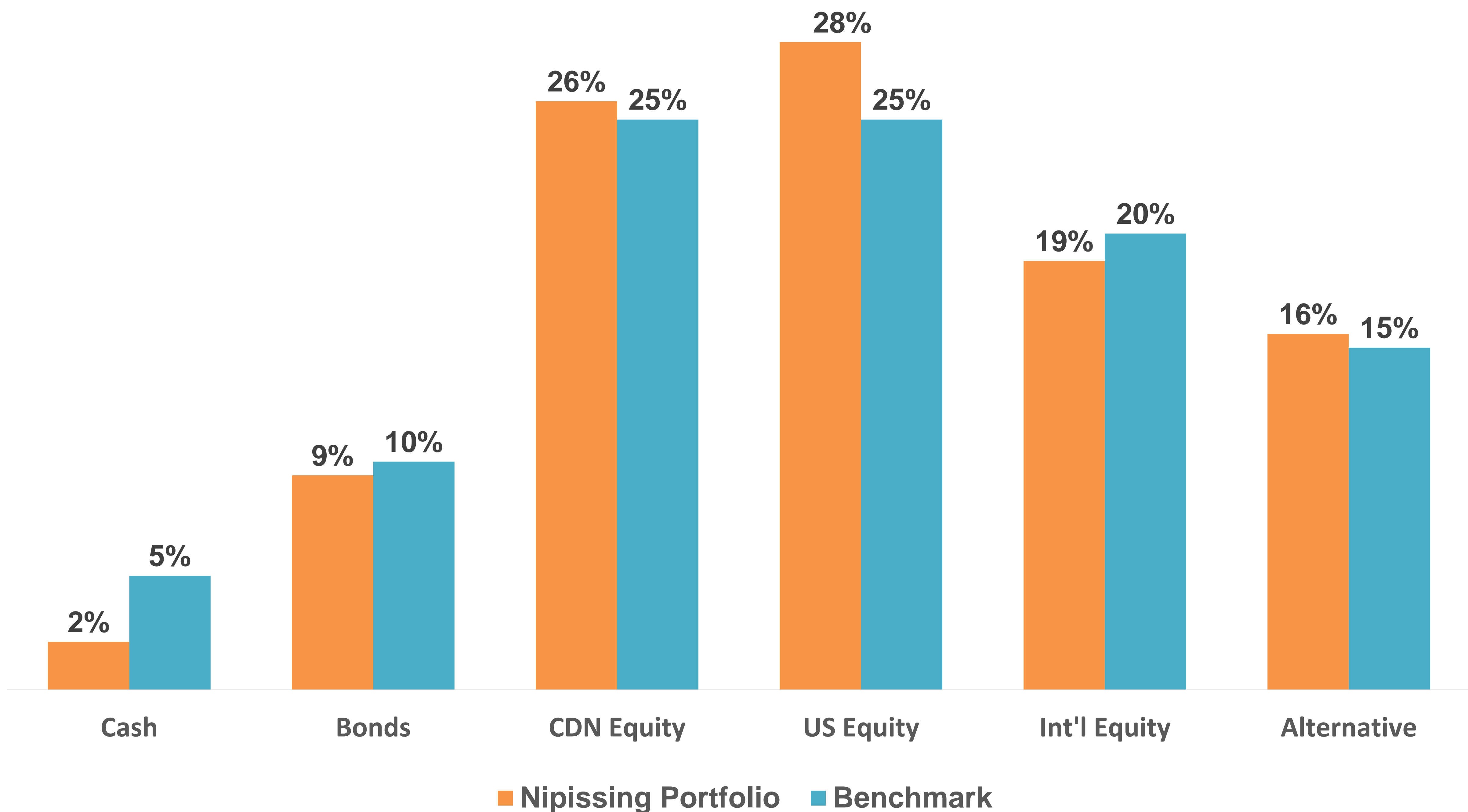
Nipissing Portfolio | NFN Benchmark

This output should be read in conjunction with, and is subject to, MercerInsight MPA™: Important notices and Third-party data attributions. See [www.mercerinsight.com/importantnotices.aspx](http://www.mercerinsight.com/importantnotices.aspx) for details. Copyright: © 2024 Mercer LLC. All rights reserved. Created on 06 Aug 2024 at 1:41 PM



# ASSET MIX

Areas we are invested in, (orange) compared to benchmarks (blue).



Nipissing Portfolio | Benchmark