

Nipissing 2013 Boundary Claim Trust



*ANNUAL REPORT
OF THE TRUSTEES*

FISCAL YEAR 2023

*Nipissing Community Presentation
November 16, 2024*

Nipissing 2013 Boundary Claim Trust

Trust was established on **October 2, 2013**

Trustees are:

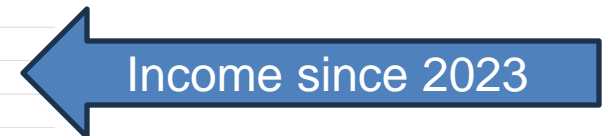
- Chief
- Deputy Chief
- Councilor with 2nd highest number of votes
- 3 Nipissing Members appointed by Council after an application process
- Peace Hills Trust is the Independent Trustee

SNAPSHOT SINCE INCEPTION

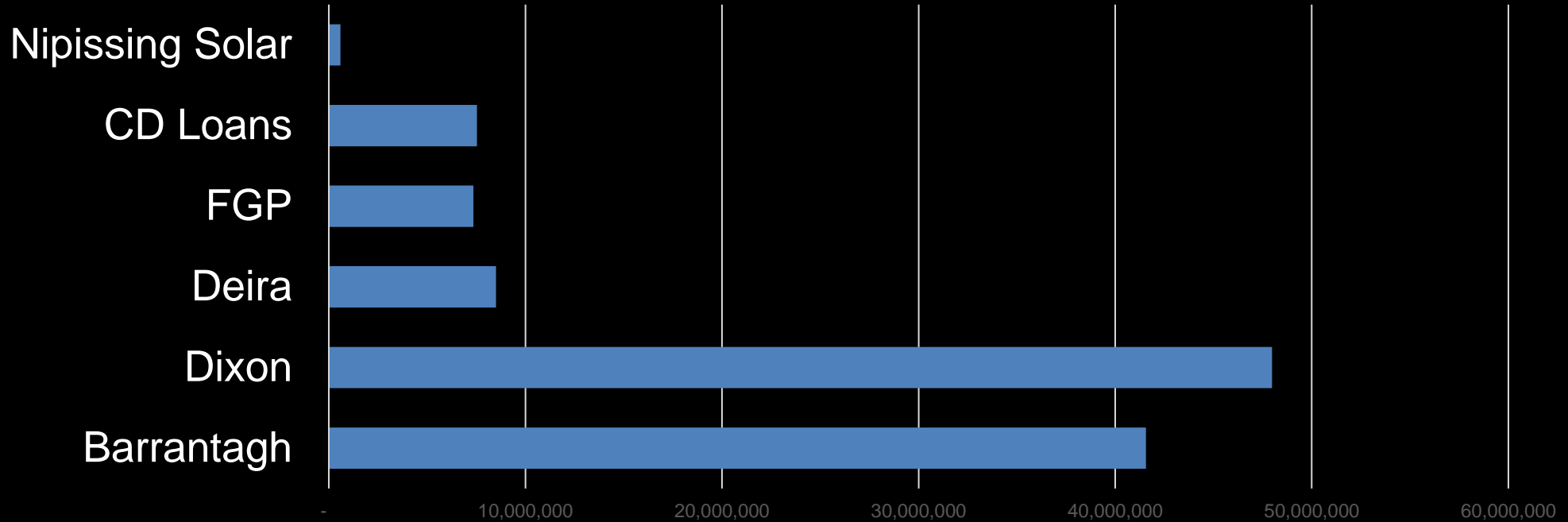
YEAR	INCOME	MARKET VALUE of SECURITIES	LOANS	TOTAL TRUST MARKET VALUE
2013	\$ 25,412	\$ 85,548,491		\$ 85,548,491
2014	2,215,560	85,824,864		85,824,864
2015	3,613,965	87,787,921		87,787,921
2016	2,435,194	85,008,641	1,543,000	86,551,641
2017	3,516,166	82,385,807	5,737,460	88,123,267
2018	3,933,098	83,781,072	5,538,712	89,319,784
2020	3,127,540	96,883,198	8,979,044	105,862,242
2021	5,625,771	104,045,153	8,589,313	112,634,466
2022	3,735,766	88,090,429	10,184,109	98,274,538
2023	2,288,940	93,674,014	9,689,531	103,363,545
	\$ 30,517,412			



RECONCILIATION		Annual Income	35,245,103
Starting Balance	\$ 123,674,730		
Less PCD	(47,067,871)		
Less Initial Expenses	(426,046)		
Less Annual Income	(30,517,412)		



MARKET VALUE UPDATE

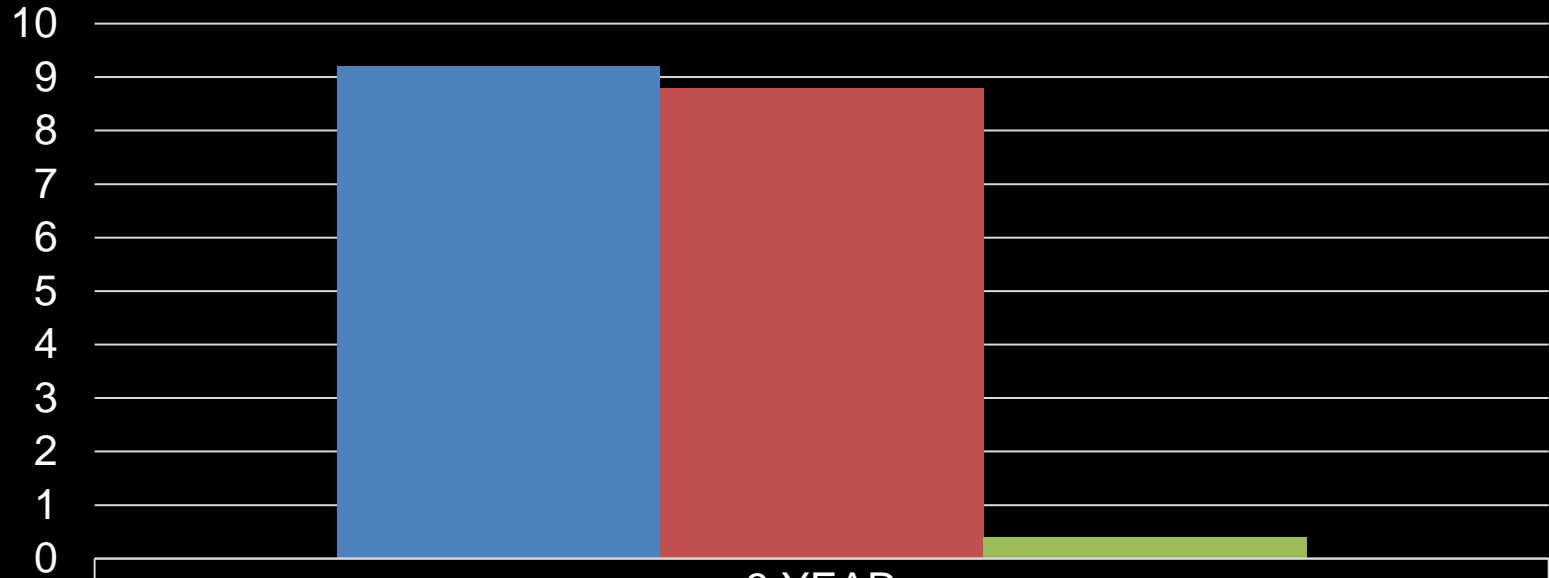


	Barrantagh	Dixon	Deira	FGP	CD Loans	Nipissing Solar
■ Series1	41,562,35	47,980,16	8,506,773	7,349,011	7,529,237	595,361

MARKET VALUE SEPTEMBER 30, 2024
\$113,522,895

Performance of the Trust

As of September 30th, 2024



	3 YEAR
■ Performance	9.2
■ Benchmark	8.8
■ Value Added	0.40



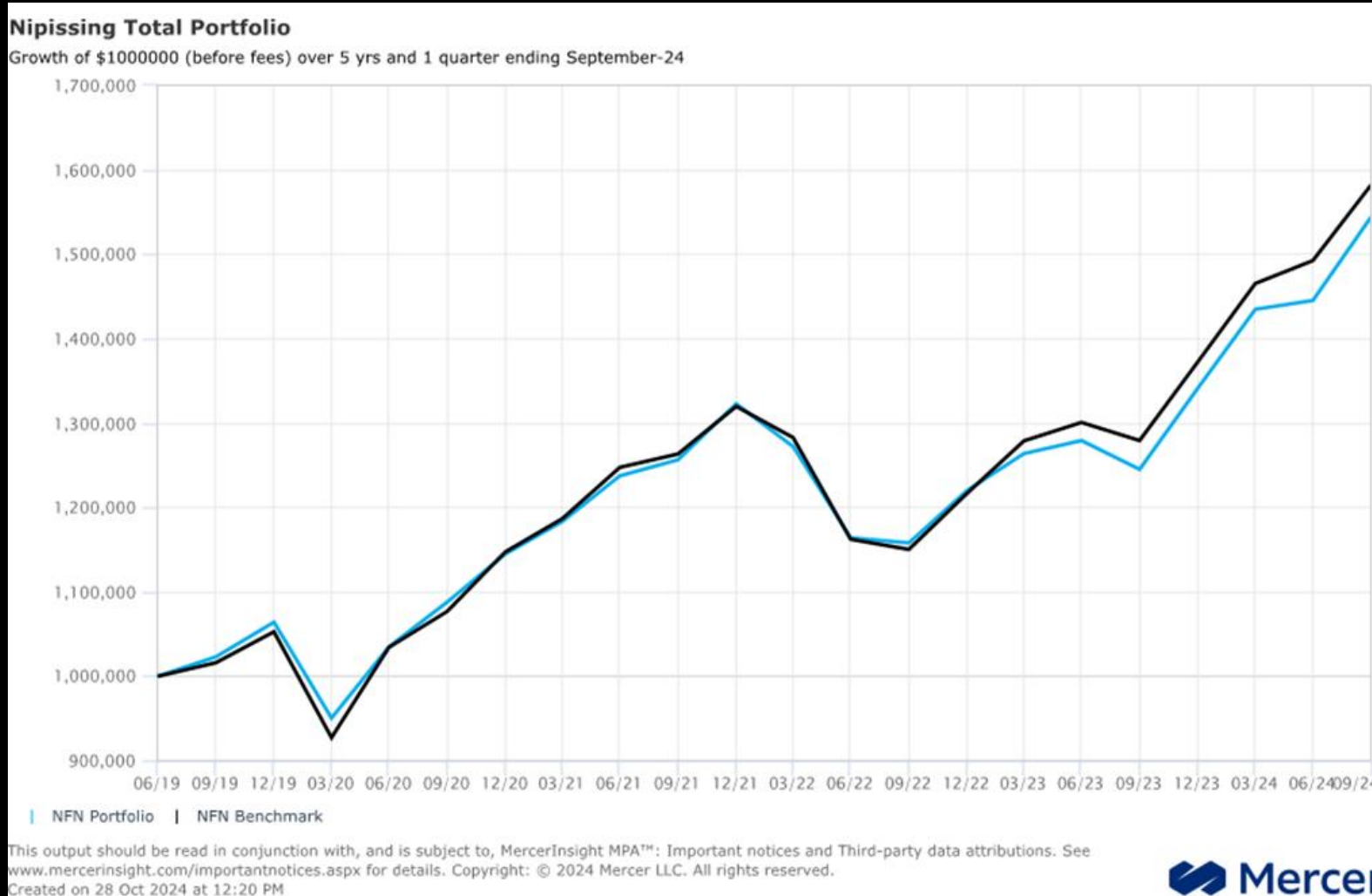
ASSET MIX



Markets go up and down, over the long term, the Trust has returned **6.8%** annually since October 2013



PORTFOLIO VS BENCHMARKS





THANK YOU
QUESTIONS

