

Community  
Survey

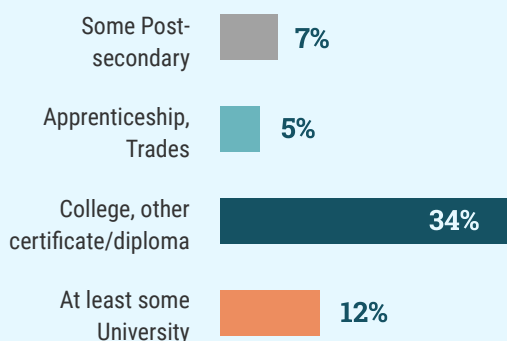
**522** completed surveys → **56%** of the On-Reserve 15+ population

As more of the population is surveyed - the more precise the information becomes

### Information gathered to date:

#### Education

**57%** completed at least some Post-secondary



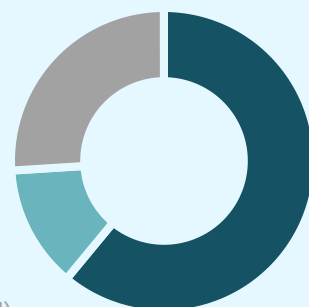
#### Job Status

(taking into account traditional and occasional jobs)

**61%** Have a job

**13%** Do not have a job but are interested in working

**26%** Other (such as: illness/disability, retired)



#### Most common skills



Outdoor maintenance



Cooking, preparation and/or preservation of food



Indoor maintenance



#### Least common skills



Computer programming, creating apps



Repairing appliance, small engines, motors



Navigation and guiding

#### Most common jobs

Early childhood educators and assistants

Food counter attendants, kitchen helpers

Social and community service workers


Light duty cleaners

Cashiers

Retail salespersons

Construction trades helpers and labourers

Home support workers, housekeepers



**54%**

identified at least one barrier to getting a job or participating in training

Getting to and from work

Challenges with physical, emotional or mental health

Not enough work experience

Not enough or the right type of education

A better picture of the experience, training and skills of community members and the challenges faced will help to connect people to available jobs and help those that want to get new skills and qualifications.